

User Manual

LED 5W/10W/20W RECHARGEABLE FLOOD LIGHT




Car charger





AC Adapter

- 1.Handle
- 2.Fix screw
- 3.U-shape bracket
- 4.Stand bracket
- 5.Power switch
- 6.Charging port
- 7.Bstand bracket fix screw




10W



Note:
LED indicator
Charging:LED Indicator is red
Full charged:LED Indicator turns to green

All the lamps are full charged before delivery.
Please use the chargers equipped with the lamp.
Please do not turn on the light when charging.
Please do not use a modified or damaged charger.
Please do not charge the lamp over 24 hours.
Please do not disassemble the lamp.
Please recharge the lamp every six months when not in use



5W



20W

! WARNING

This device utilizes a rechargeable lithium-ion battery that can rupture,ignite and cause serious injury if being used improperly
Please check the following safety rules:

- .DO NOT place batteries and devices in the fire or high temperature.
- .DO NOT tamper with battery wiring.
- .DO NOT puncture or damage the batteries.
- .DO NOT use the batteries that appear damaged.
- .DO NOT immerse or expose the batteries to the water.
- .DO NOT alter or modify the batteries.
- .DO NOT attempt changing the batteries in any manner other than that prescribed in this manual.
- .DO NOT dispose of the battery in the fire or water.

Fail to heed these warning may result in personal injury or property damage.

WARRANTY

For a period of [2] years or 500 times charging cycle from the date of purchase,our company will repair or replace without charge.Any of its products which fails due to a defect in material or workmanship under normal usage,performance of any obligation under this warranty maybe obtained by returning.