




TRADEX Group
wires in motion

DECLARATION OF PERFORMANCE

Paper Tape strip nails, clipped head
Screw Shank – Electro Galvanized 12 μ



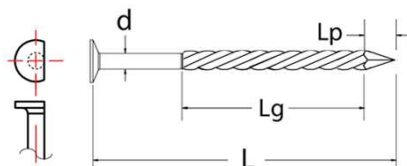
Document No: CE_DOP_NSD_SG3_02
for structural timber products

Strips information:
Paper collated strip nails 34°, without pitch

Finishing information:
Electrolytic Galvanized – 12 μ for Service Class 1, 2 – according to EN 1995 – 1 – 1

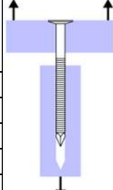
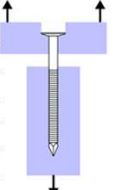
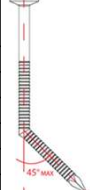
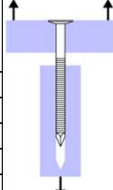
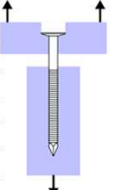
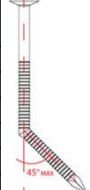
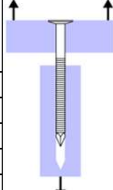
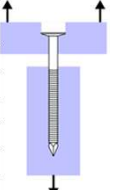
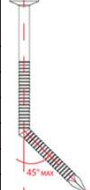
Nail Dimensions:
Diameter: 2,9 and 3,1 mm
Length: from 50 to 100 mm

Properties of the material used:
- non alloy wire rod in accordance with EN 10016-1 to 4
- tensile strength in accordance with EN 10218-1, min. 700 N/mm²



The manufacturer declares for
Screw shank nail, clipped head 34° paper collated, 2,9 and 3,1 mm:

- That the product has been manufactured in accordance with EN 14592:2008+A1:2012 "Timber Structures – Dowel-type fasteners – Requirements".
- Initial Type Testing has been performed to identify and confirm essential characteristic values in accordance with table ZA.1 in EN 14592. Those characteristic values are indicated together with the CE mark on product labels and in the table here below.
- Initial Type Testing was performed by VHT notified body 1503
ITT Report No: 703-09/2,9 EG
ITT Report No: 703-09/3,1 EG
- Assessment and verification of constancy of performance is in compliance with System 3.
- Any and all of the nails covered by this Declaration of Performance are identical to the nails that the ITTs were originally issued for. Neither the geometrical specification, raw wire or production process have undergone any changes that would affect the relevant properties of the nail according to 14592:2008+A1:2012, e.g. characteristic withdrawal parameter $f_{ax,k}$, head pull-through parameter $f_{head,k}$, characteristic yield moment $M_{y,k}$ or corrosion protection as declared in the first place.

| ARTICLE | NOMINAL DIAMETER d (mm) | NOMINAL LENGTH L (mm) | HEAD AREA A _h (mm ²) | POINT LENGTH L _p (mm) | THREADED LENGTH L _g (mm) |  | Withdrawal Parameter $f_{ax,k}$ (N/mm ²) * |  | Head Pull Trough Parameter $f_{head,k}$ (N/mm ²) * |  | Yield Moment M _{y,k} (Nmm) |
|-------------|-------------------------|-----------------------|---|----------------------------------|-------------------------------------|---|--|---|--|---|-------------------------------------|
| | | | | | | | EN 1382 | | EN 1383 | | EN 1009 |
| NSD29/50SHD | 2,9 | 50 | 29,4 | 4 | 29,5 |  | 6,64 |  | 15,71 |  | 3160 |
| NSD29/65SHD | | 65 | 29,4 | 4 | 44,5 | | 6,64 | | 15,71 | | 3160 |
| NSD29/75SHD | | 75 | 29,4 | 4 | 33,5 | | 6,64 | | 15,71 | | 3160 |
| NSD31/75SHD | 3,1 | 75 | 30,7 | 4,1 | 47,9 |  | 5,55 |  | 16,93 |  | 3350 |
| NSD31/90SG3 | | 90 | 30,7 | 4,1 | 40,9 | | 5,55 | | 16,93 | | 3350 |

* tested in wood with a characteristic density of 350 kg/m³

2013 July 1st, Casalecchio di Reno

Marketing Manager, Valentina Ratti

Valentina Ratti