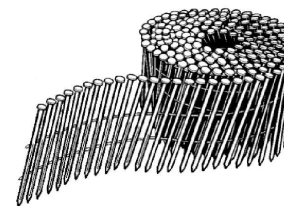




TRADEX Group
wires in motion

DECLARATION OF PERFORMANCE

Wire collated nails, Full Round Head
Smooth Shank – Electro Galvanized 12 µ



Document No: CE_DOP_NCE_LG3_01

for structural timber products

Strips information:

Wire collated nails 16°, Full Round head

Finishing information:

Electrolytic Galvanized – 12 µm for Service Class 1, 2 – according to EN 1995 – 1 – 1

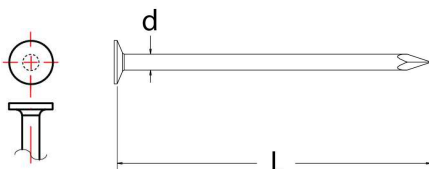
Nail Dimensions:

Diameter: 2,9 and 3,1 mm

Length: from 50 to 100 mm

Properties of the material used:

- non alloy wire rod in accordance with EN 10016-1 to 4
- tensile strength in accordance with EN 10218-1, min. 700 N/mm²



The manufacturer declares for

Smooth shank nail, full round head 16° wire collated, 2,9 and 3,1 mm:

a) That the product has been manufactured in accordance with EN 14592:2008+A1:2012 “Timber Structures – Dowel-type fasteners – Requirements”.

b) Initial Type Testing has been performed to identify and confirm essential characteristic values in accordance with table ZA.1 in EN 14592. Those characteristic values are indicated together with the CE mark on product labels and in the table here below.

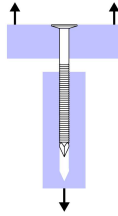
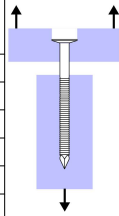
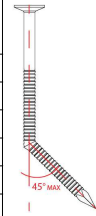
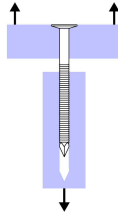
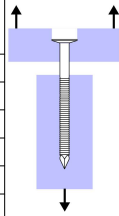
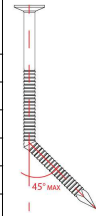
c) Initial Type Testing was performed by VHT notified body 1503

ITT Report No: 703-09/2,9 eg TC

ITT Report No: 703-09/3,1 eg smooth

d) Assessment and verification of constancy of performance is in compliance with System 3.

e) Any and all of the nails covered by this Declaration of Performance are identical to the nails that the ITTs were originally issued for. Neither the geometrical specification, raw wire or production process have undergone any changes that would affect the relevant properties of the nail according to 14592:2008+A1:2012, e.g. characteristic withdrawal parameter $f_{ax,k}$, head pull-through parameter $f_{head,k}$, characteristic yield moment $M_{y,k}$ or corrosion protection as declared in the first place.

ARTICLE	NOMINAL DIAMETER d (mm)	NOMINAL LENGTH L (mm)	HEAD AREA A _h (mm ²)		Withdrawal Parameter $f_{ax,k}$ (N/mm ²) *		Head Pull Trough Parameter $f_{head,k}$ (N/mm ²) *		Yield Moment $M_{y,k}$ (Nmm)
					EN 1995 – 1 – 1		EN 1995 – 1 – 1		EN 1995 – 1 – 1
NCE29/50LG3	2,9	50	35,8		2,45		8,57		2610
NCE29/57LG3		57	35,8		2,45		8,57		2610
NCE31/60LG3		60	38,5		2,45		8,57		3410
NCE31/80LG3	3,1	80	38,5		2,45		8,57		3410
NCE31/90LG3		90	38,5		2,45		8,57		3410

*calculated in wood with a characteristic density of 350 kg/m³

2013 July 1st, Casalecchio di Reno

Marketing Manager, Valentina Ratti